



What will it look like?

Your teacher will either:

1. Deliver a “LIVE TEAMS LESSON”
- OR
2. Provide work with LIVE TEAMS chat support.

Attending a LIVE lesson





Go into your TEAMS app on your device. Look in your calendar or the home screen to see your lessons.

During a LIVE lesson

Turn off your mic and camera. Be respectful at all times. Use the chat function. Only log out of the call when the teacher gives you permission.

Follow your normal school timetable and attend all scheduled lessons!

Class Charts Codes

-  Green – attendance on Teams & Work Submitted
-  Blue – work submitted and NO attendance to Teams.
-  Yellow – attended Teams only
-  Red – NO attendance to Teams or work submitted

Finding the work set by Teachers

Your teacher will set all your work on Class Charts. Log in to see your lessons along with all the resources you need.

Submitting Work

Your teacher will let you know how to do this. You will either email your teacher.
OR
Submit your work in TEAMS.

